

Features

- High Q
- Working Voltage: 50 V
- Shunt Configured 1.3 x 2.0 mm DFN Package
- Excellent Stability

Applications

- MACOM KV CAPS™ are suitable for use in resonant circuits and as RF bypass capacitors.

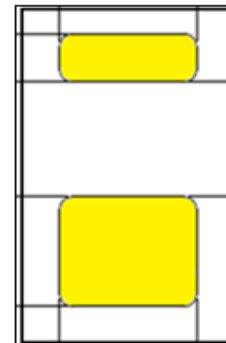
Description

The MACOM KV CAPS™ Si capacitors feature very low loss and excellent stability by virtue of their novel internal construction and very high quality dielectric layers. These capacitors are also available as unpackaged chips. The chips have gold bonding surfaces on both terminals to enable excellent bonding and minimum contact resistance.

The capacitance tolerance is ±10% of nominal value. Contact the factory for other tolerance values.

These capacitors have high insulation resistance, low dissipation factor and low temperature coefficient, as well as excellent long term stability.

These capacitors are capable of meeting the environmental requirements of MIL-STD-750 and MIL-STD-883.



1.3 x 2.0mm DFN (2-lead)

ODS-1392

Electrical Specifications:

Working Voltage = 50 V @ T_A = +25 °C

Part Number	Capacitance (pF)
MKVC-0547R0-13920T	47
MKVC-050100-13920T	100

Ordering Information

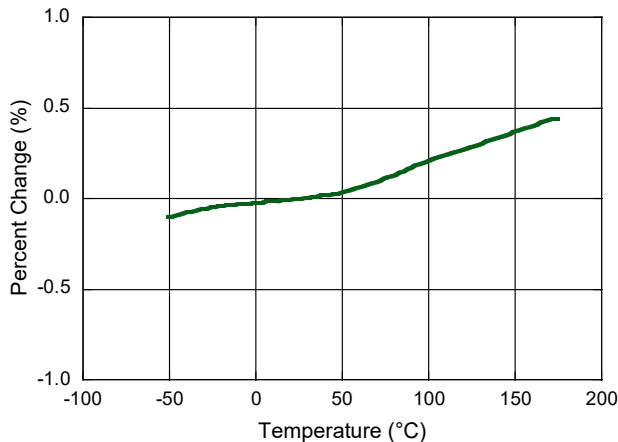
Part Number	Qty. per Reel
MKVC-0547R0-13920T	1000 pcs
MKVC-050100-13920T	1000 pcs

Absolute Maximum Ratings^{1,2}

Parameter	Absolute Maximum
Applied Voltage	100 V
Operating Temperature	-55 °C to +175 °C
Storage Temperature	-65 °C to +200 °C

1. Exceeding any one or more of these limits may cause permanent damage to this device.
2. MACOM does not recommend sustained operation near these survivability limits.

Percent Change in Capacitance vs. Temperature



Handling Procedures

Please observe the following precautions to avoid damage:

Static Sensitivity

These electronic devices are sensitive to electrostatic discharge (ESD) and can be damaged by static electricity. Proper ESD control techniques should be used when handling these devices.

Radiation Hardness

MACOM KV CAPS™ have been qualified to survive 300 krad(Si) total dose irradiation per MIL-STD-750 Method 1019.5, condition A.

Assembly Instructions

MACOM KV CAPS™ may be attached to a circuit substrate using solder or conductive epoxy.

Solder Die Attach

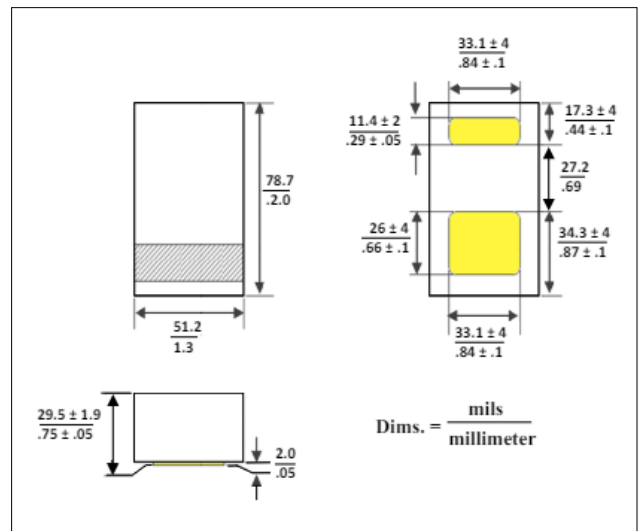
Solder die attach may be accomplished using a eutectic solder, such as Au(80)/Sn(20), leaded solders such as Sn63Pb37 or with any of several RoHS-compatible solders such as Sn96.53Ag0.5Cu (SAC305), etc. For leaded or RoHS solder pastes it is recommended that a no-clean solder paste be used to prevent trapped fluxes which cannot be cleaned, as recommended by IPC-7093.

Conductive Epoxy Die Attach

MACOM recommends that the surface preparation and curing profiles provided by the manufacturer of the conductive epoxy should be followed. The typical epoxy bondline thickness is 0.0005 to 0.001 inches (12.5 to 25 μm). The curing temperature shall not exceed 350°C.

Refer to MACOM application note M541 for more information.

Outline (ODS-1392)



MACOM Technology Solutions Inc. ("MACOM"). All rights reserved.

These materials are provided in connection with MACOM's products as a service to its customers and may be used for informational purposes only. Except as provided in its Terms and Conditions of Sale or any separate agreement, MACOM assumes no liability or responsibility whatsoever, including for (i) errors or omissions in these materials; (ii) failure to update these materials; or (iii) conflicts or incompatibilities arising from future changes to specifications and product descriptions, which MACOM may make at any time, without notice. These materials grant no license, express or implied, to any intellectual property rights.

THESE MATERIALS ARE PROVIDED "AS IS" WITH NO WARRANTY OR LIABILITY, EXPRESS OR IMPLIED, RELATING TO SALE AND/OR USE OF MACOM PRODUCTS INCLUDING FITNESS FOR A PARTICULAR PURPOSE, MERCHANTABILITY, INFRINGEMENT OF INTELLECTUAL PROPERTY RIGHT, ACCURACY OR COMPLETENESS, OR SPECIAL, INDIRECT, INCIDENTAL, OR CONSEQUENTIAL DAMAGES WHICH MAY RESULT FROM USE OF THESE MATERIALS.

MACOM products are not intended for use in medical, lifesaving or life sustaining applications. MACOM customers using or selling MACOM products for use in such applications do so at their own risk and agree to fully indemnify MACOM for any damages resulting from such improper use or sale.